



FY12/13 SUNY ONEONTA BUDGET UPDATE

BAC & SPC Open Forum, April 27th, 2012

Outlook for Fiscal Year 2012/13

- **Facts:**
 - No new State support
 - Increased tuition revenue
- **Unknowns:**
 - Enrollment
 - Contractual salary increases
 - SUNY's Resource Allocation Model
- **Overall a solid financial position!**

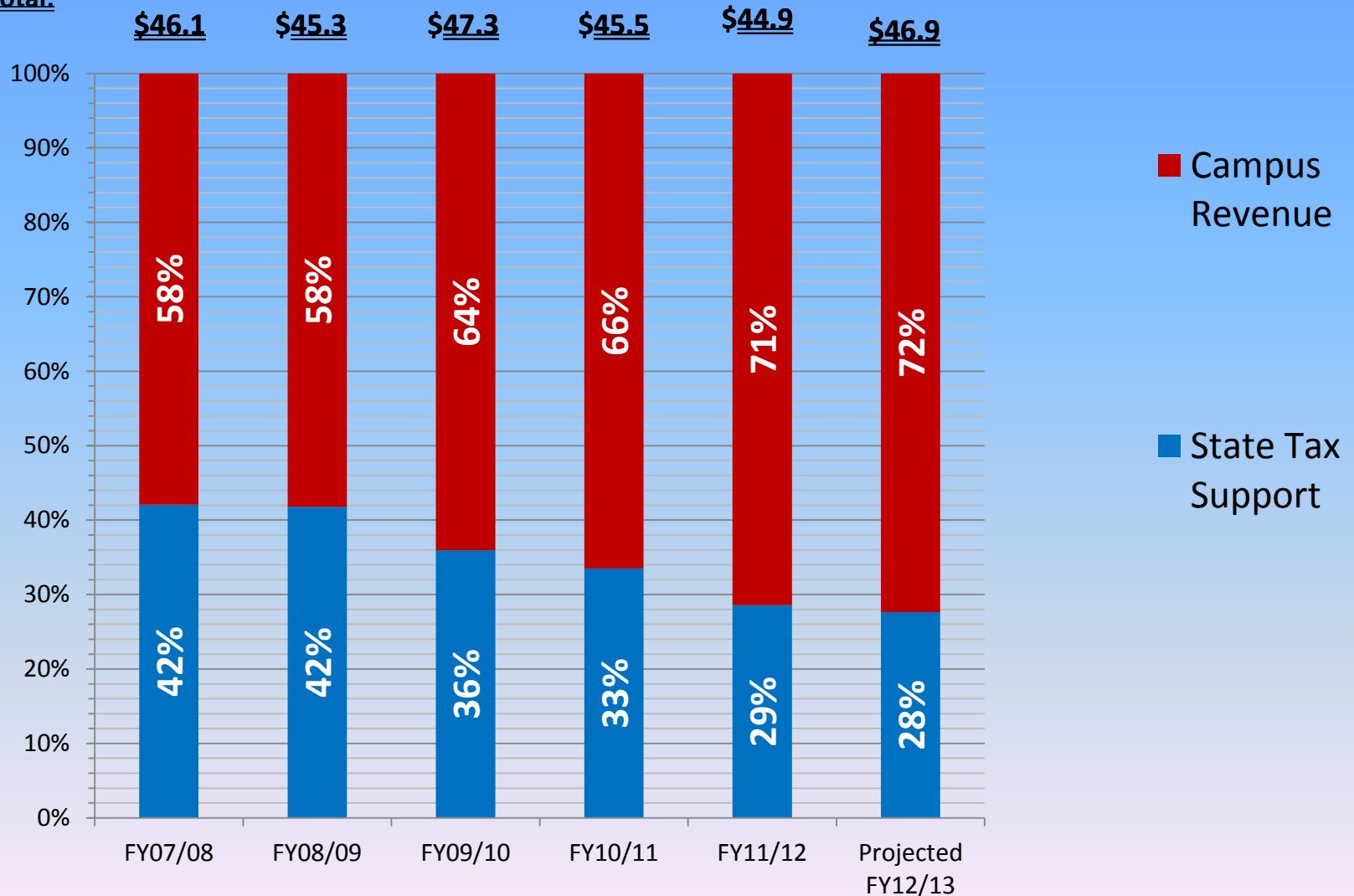
FY12/13 State Financial Plan: Projected Funding v. Estimated Need

- PROJECTED FY12/13 State Financial Plan Funding, including \$300 tuition increase:
 - \$13.0m State Support
 - \$33.9m Tuition and other related revenue
 - FY12/13 Projected Campus “Need”:
 - \$44.9m FY11/12 State Financial Plan
 - \$0.2m **estimated** salary inflation
 - \$0.9m Tuition Credit funding
 - FY12/13 Net State Financial Plan Surplus
 - *Net losses, FY08/09-FY11/12*
- **\$46.9m**
- **(\$46.0m)**
- **\$0.9m**
- **(\$8.7m)**

6-year Core Operating Budget Composition

\$ in millions

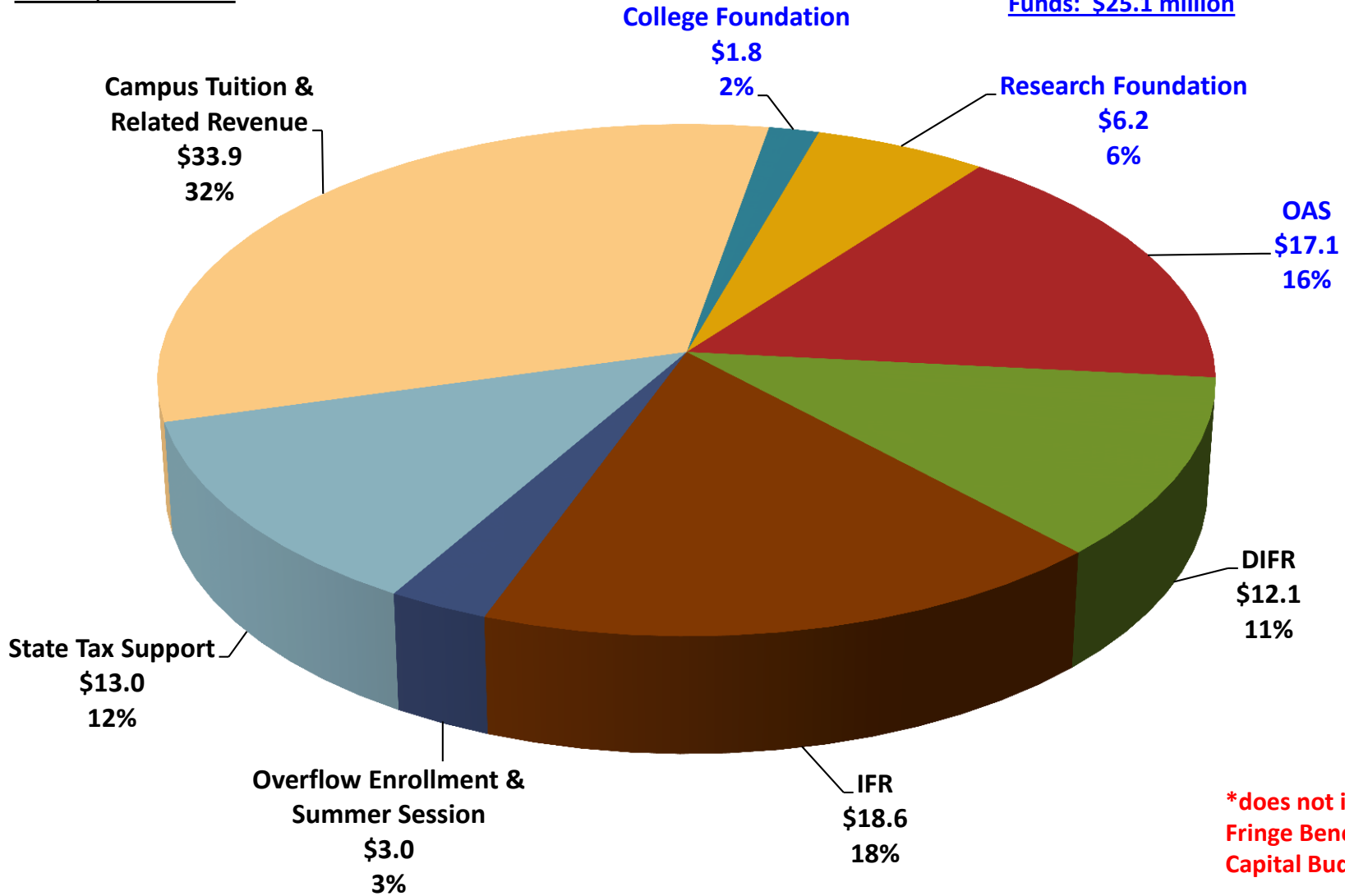
Core Operating
Budget Total:



PROJECTED FY12/13 All Funds Budget By Funding Source: \$105.6 million*

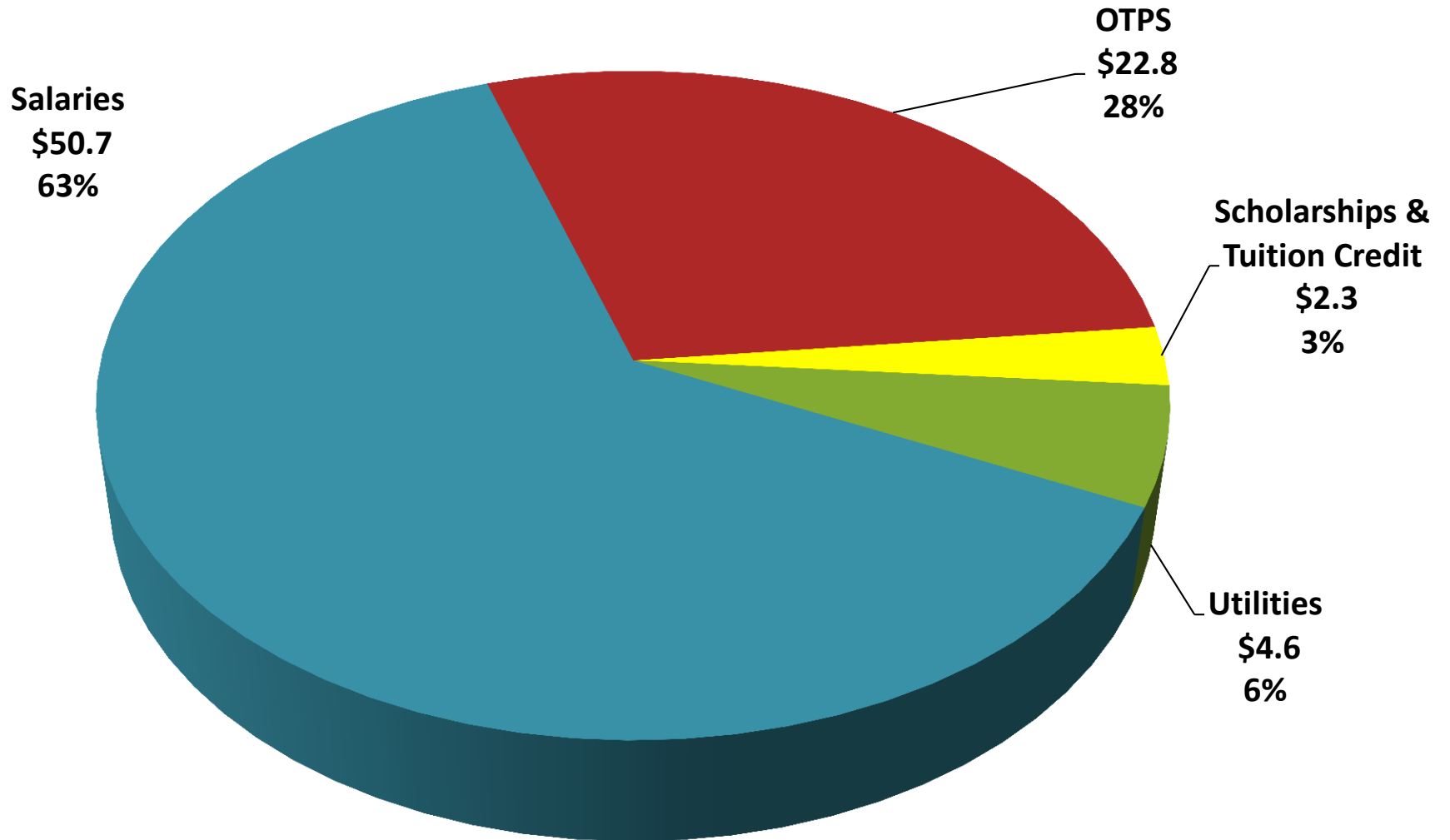
State Appropriated Operating
Funds: \$80.5 million

Non-Appropriated Restricted Purpose
Funds: \$25.1 million



*does not include
Fringe Benefit &
Capital Budgets

PROJECTED FY12/13 Appropriated Funds by Spending Category
\$80.5 million

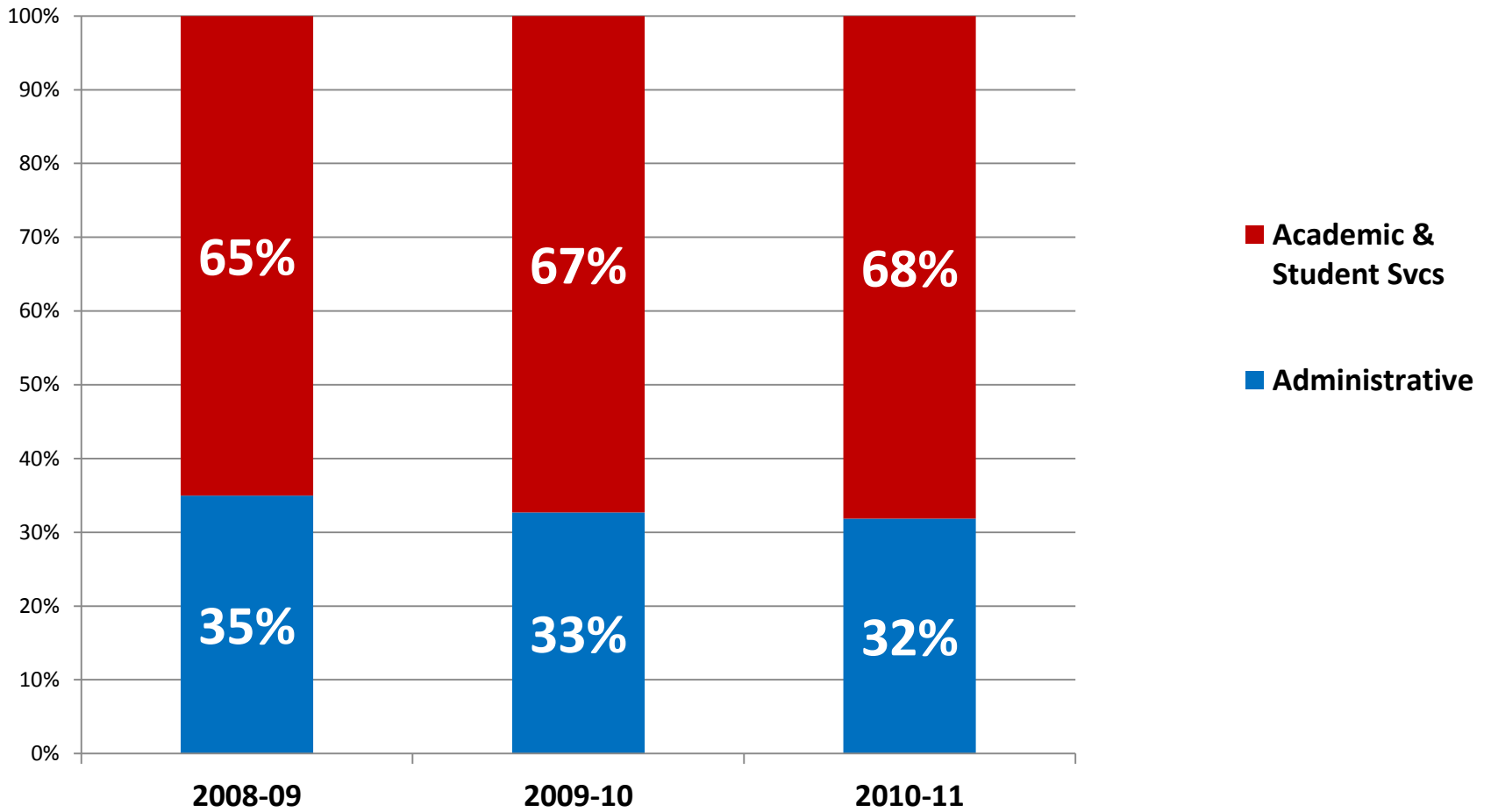


Financial Sustainability Performance Indicators

	<i>FY07/08</i>	<i>FY08/09</i>	<i>FY09/10</i>	<i>FY10/11</i>	<i>Projected FY11/12</i>	<i>FY12/13</i>
Campus Reserve as % of state support (beginning of fiscal year)	58%	41%	44%	43%	73%	TBD
Cash Balance Threshold	n/a	n/a	n/a	18%	19%	TBD
Billed Cost of Attendance – Annual Increase	4%	5%	5%	3%	5%	3%
Academic & Student Services v. Administrative spending (IPEDS)	56% :	56% :	60% :	59% :	59% :	41% TBD

Core Operating Budget: Academic & Student Services v. Administrative Spending

2008-09 -- 2010-11 State Purpose Expenditures by Major Function



FY11/12 Strategic Plan Resource Commitments

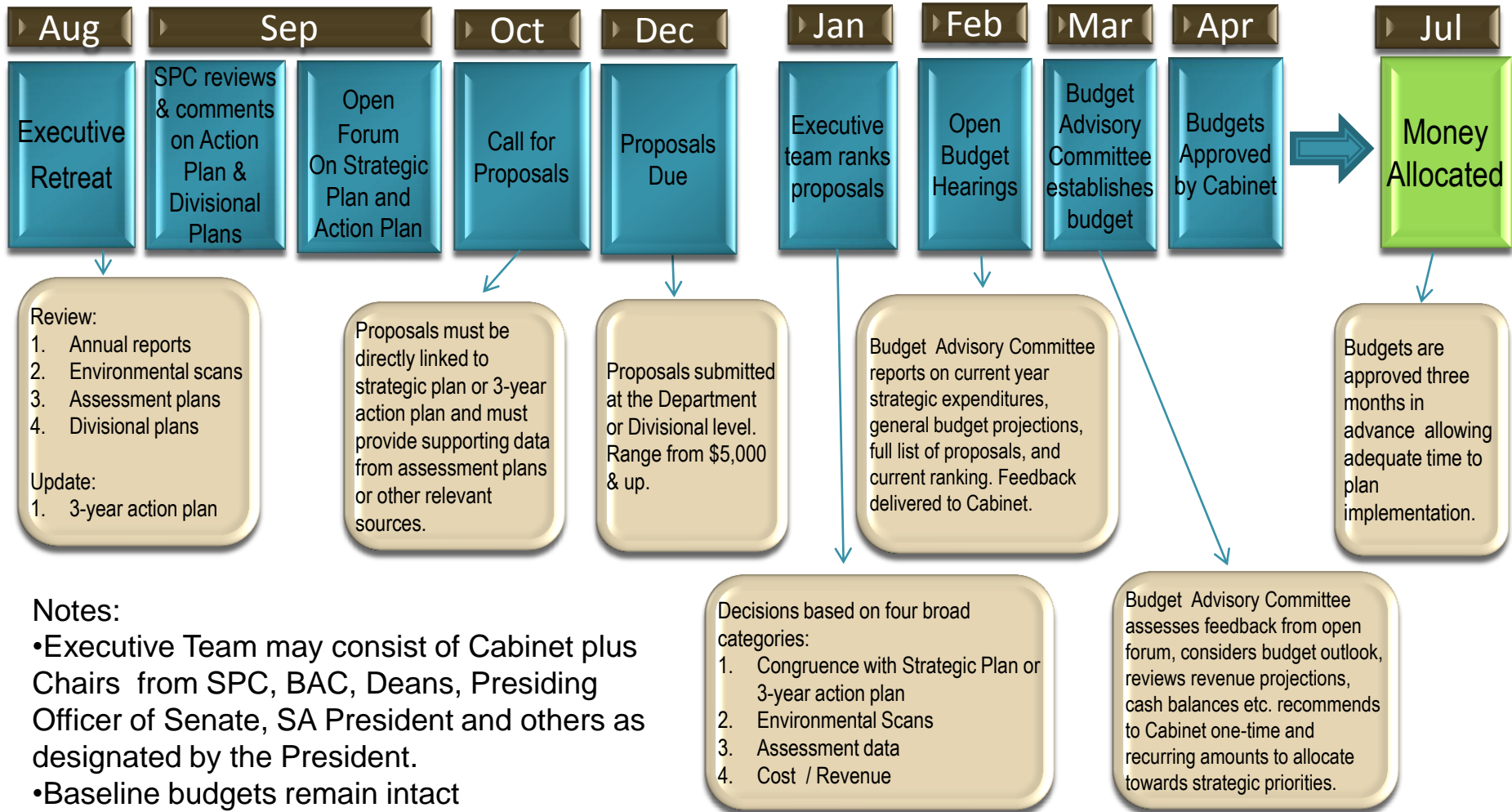
<u>Total Commitments</u>	<u>\$360k</u>
Diversity:	\$173k
Dissertation Fellowships (2)	
AALANA Recruitment Initiatives (x 3 years)	
ADL – “A Campus of Difference”	
Community Partnership:	\$105k
Springbrook Graduate Program	
College Internship Program	
Sustainability:	\$82k
PACS – Climate Action Plan Study	
PACS – Sustainability Coordinator	

Other FY11/12 Resource Commitments

<u>Total Commitments</u>	<u>Recurring</u>	<u>One-Time</u>
Recruitment Scholarship Program	\$500k	
New Faculty Lines	\$520k	
Academic Departments - OTPS/Recharges	\$250k	
College Advancement 125th Anniversary Campaign	\$200k	
Diversity Initiatives	\$82k	
Facilities Operations	\$240k	
Parking		\$1,000k
Academic Equipment		\$500k
Facilities Beautification and Equipment		\$500k
Athletic Facilities Improvements		\$280k
TOTAL	\$1792k	\$2280k

Strategic Allocation of Resources (StAR)

A model for the alignment of strategic planning, assessment and resource allocation.



Notes:

- Executive Team may consist of Cabinet plus Chairs from SPC, BAC, Deans, Presiding Officer of Senate, SA President and others as designated by the President.
- Baseline budgets remain intact
- Cuts when necessary are distributed by Cabinet and savings are pooled

BAC/SPC Open Forum, April 27th 2012

Approved by Cabinet January 17, 2012

PROJECTED Billed Cost of Attendance: Fall 2012

As of 4/16/12

Per Semester

	<u>Actual</u> <u>Fall 2011</u>	<u>PROJECTED</u> <u>Fall 2012</u>	<u>Per Semester</u> <u>\$ Change</u>	<u>% Change</u>	
In-State Undergraduate Tuition	\$2,635	\$2,785	\$150	5.7%	
Dorm Room (<i>excl. new doubles</i>)	\$2,935	\$3,003	\$68	2.3%	<i>new doubles = 4.8%</i>
Dining Plan (Unlimited)	<u>\$1,925</u>	<u>\$1,940</u>	<u>\$15</u>	<u>0.8%</u>	
Tuition, Room & Board Subtotal	\$7,495	\$7,728	\$233	3.1%	
Athletic Fee	\$188	\$188	\$0	0.0%	
Technology Fee	\$197	\$197	\$0	0.0%	
Health Fee	\$147	\$147	\$0	0.0%	
College Fee	\$13	\$13	\$0	0.0%	
Transcript Fee	\$5	\$5	\$0	0.0%	
Comprehensive Fee Subtotal	\$549	\$549	\$0	0.0%	
Student Activity Fee	\$96	\$100	\$4	4.2%	
Alumni Fee	<u>\$10</u>	<u>\$10</u>	<u>\$0</u>	<u>0.0%</u>	
subtotal	\$106	\$110	\$4	3.8%	
SEMESTER GRAND TOTAL	\$8,150	\$8,387	\$237	2.9%	v. 2.3% 2011 HEPI
Annual Cost	\$16,299	\$16,773	\$474	2.9%	



QUESTIONS?

BAC/SPC Open Forum, April 27th 2012