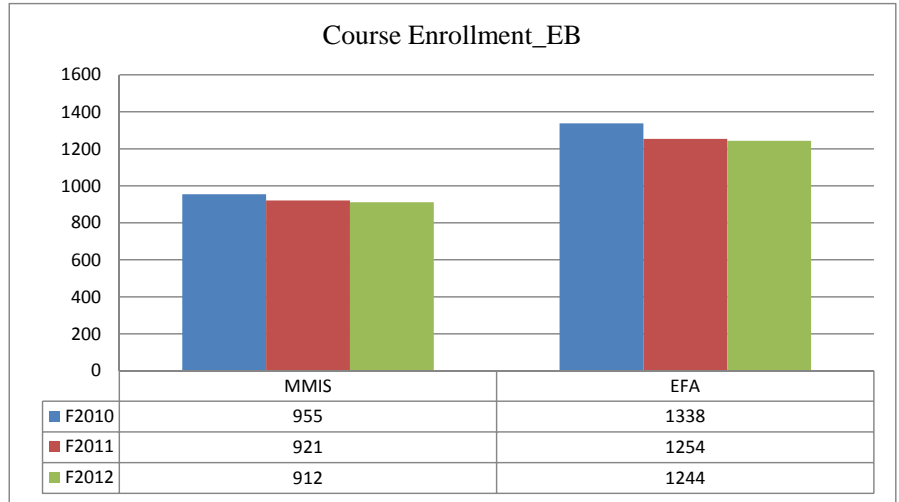


School of Business & Economics

Dept	Fall 2010				Fall 2011				Fall 2012			
	Enrolled	# of Courses	SCH	FTE	Enrolled	# of Course	SCH	FTE	Enrolled	# of Course	SCH	FTE
EFA	1338	38	4000	267	1254	38	3685	246	1244	41	3656	244
MMIS	955	42	2221	148	921	36	2333	156	912	32	2326	155
Total	2293	80	6221	415	2175	74	6018	401	2156	73	5982	399

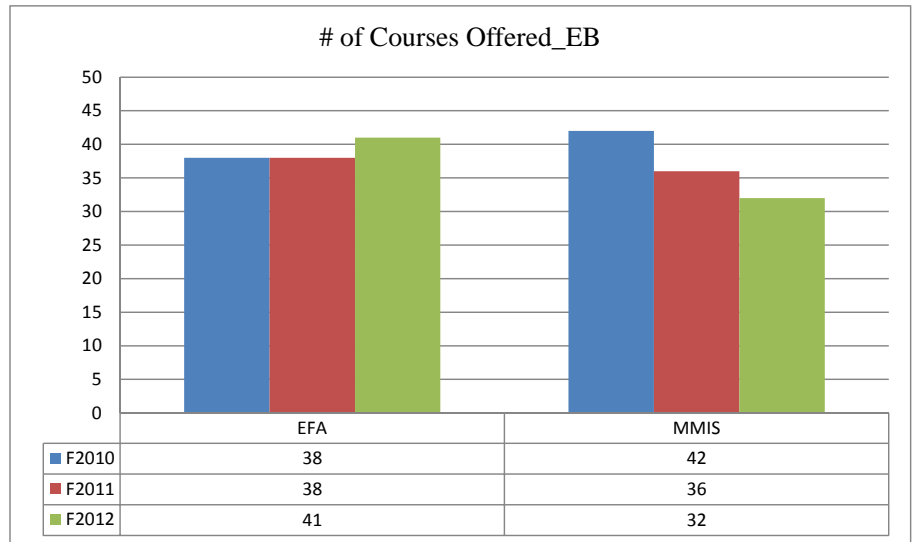
Course Enrollment_EB

Dept	F2010	F2011	F2012
MMIS	955	921	912
EFA	1338	1254	1244
Total	2293	2175	2156



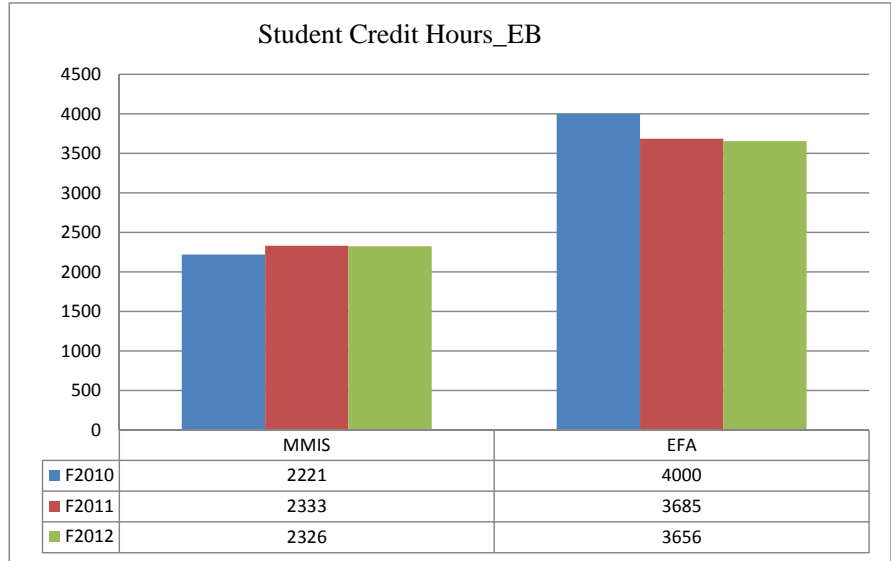
Numbers of Courses Offered_EB

Dept	F2010	F2011	F2012
EFA	38	38	41
MMIS	42	36	32
Total	80	74	73



Student Credit Hours_EB

Dept	F2010	F2011	F2012
MMIS	2221	2333	2326
EFA	4000	3685	3656
Total	6221	6018	5982



FTE_EB

Dept	F2010	F2011	F2012
MMIS	148	156	155
EFA	267	246	244
Total	415	401	399

