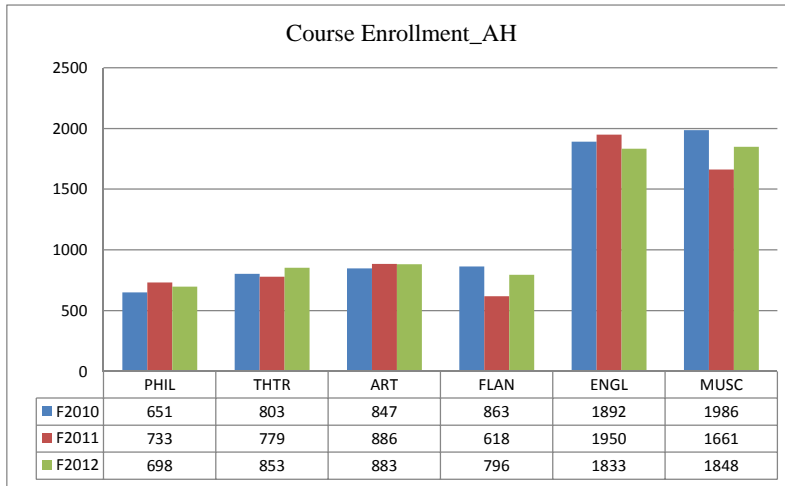


School of Arts & Humanities

Dept	Fall 2010				Fall 2011				Fall 2012			
	Enrolled	# of Courses	SCH	FTE	Enrolled	# of Course	SCH	FTE	Enrolled	# of Course	SCH	FTE
ART	847	65	2546	170	886	65	2645	176	883	67	2647	176
ENGL	1892	93	5065	338	1950	92	5349	357	1833	97	4800	320
FLAN	863	71	2334	156	618	57	1917	128	796	71	2202	147
MUSC	1986	101	5458	364	1661	96	4460	297	1848	102	4952	330
PHIL	651	34	1841	123	733	30	2002	133	698	35	2092	139
THTR	803	49	1925	128	779	41	1942	129	853	49	2130	142
Total	7042	413	19169	1278	6627	381	18315	1221	6911	421	18823	1255

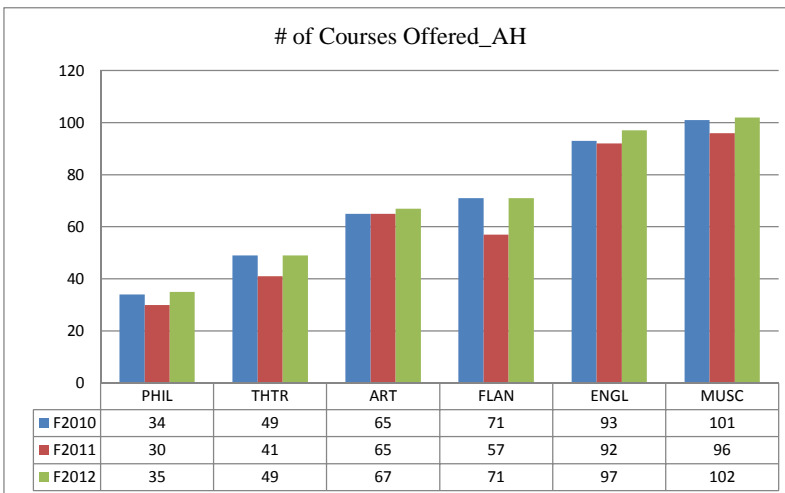
Courses Enrollment_AH

Dept	F2010	F2011	F2012
PHIL	651	733	698
THTR	803	779	853
ART	847	886	883
FLAN	863	618	796
ENGL	1892	1950	1833
MUSC	1986	1661	1848
Total	7042	6627	6911



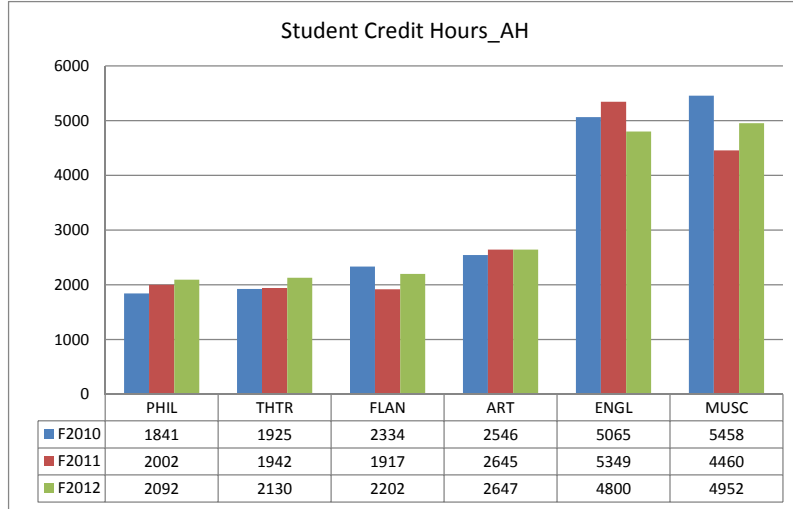
Numbers of Courses Offered_AH

Dept	F2010	F2011	F2012
PHIL	34	30	35
THTR	49	41	49
ART	65	65	67
FLAN	71	57	71
ENGL	93	92	97
MUSC	101	96	102
Total	413	381	421



Student Credit Hours_AH

School	F2010	F2011	F2012
PHIL	1841	2002	2092
THTR	1925	1942	2130
FLAN	2334	1917	2202
ART	2546	2645	2647
ENGL	5065	5349	4800
MUSC	5458	4460	4952
Total	19169	18315	18823



FTE_AH

School	F2010	F2011	F2012
PHIL	123	133	139
THTR	128	129	142
FLAN	156	128	147
ART	170	176	176
ENGL	338	357	320
MUSC	364	297	330
Total	1278	1221	1255

