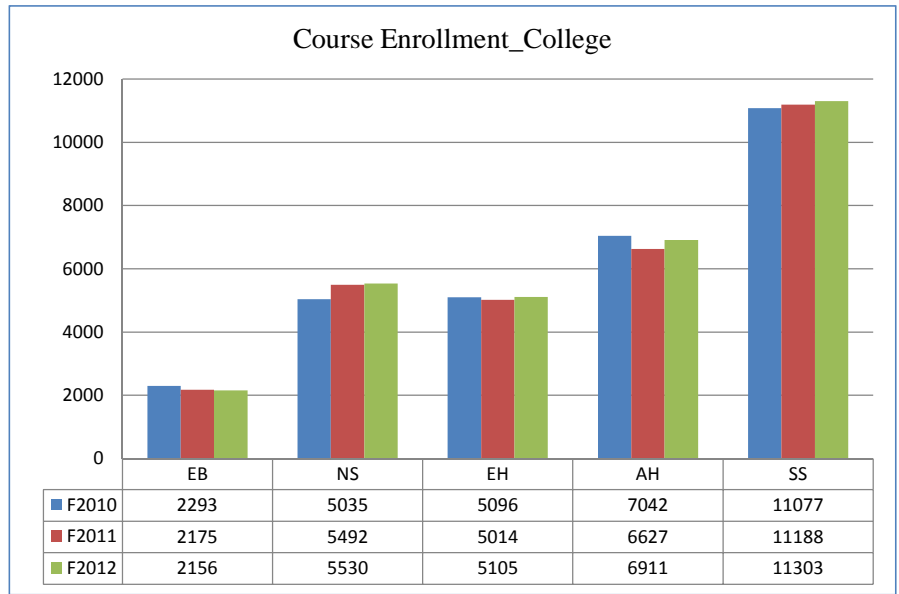


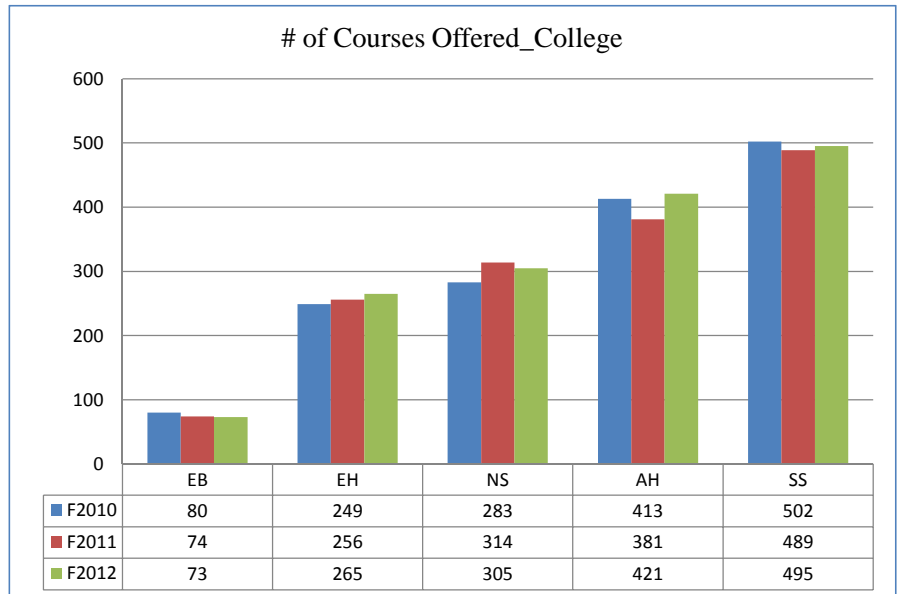
SUNY Oneonta -- Trend (Fall 2010 - Fall 2012)

School	Fall 2010				Fall 2011				Fall 2012			
	Enrolled	# of Courses	SCH	FTE	Enrolled	# of Course	SCH	FTE	Enrolled	Course	SCH	FTE
AH	7042	413	19169	1278	6627	381	18315	1221	6911	421	18823	1255
EB	2293	80	6221	415	2175	74	6018	401	2156	73	5982	399
EH	5096	249	15152	1024	5014	256	14786	1001	5105	265	15090	1026
NS	5035	283	16607	1108	5492	314	17979	1200	5530	305	18160	1214
SS	11077	502	30992	2073	11188	489	31389	2099	11303	495	31738	2123
Total	30543	1527	88140	5898	30496	1514	88487	5923	31005	1559	89794	6016

School	F2010	F2011	F2012
EB	2293	2175	2156
NS	5035	5492	5530
EH	5096	5014	5105
AH	7042	6627	6911
SS	11077	11188	11303
Total	30543	30496	31005

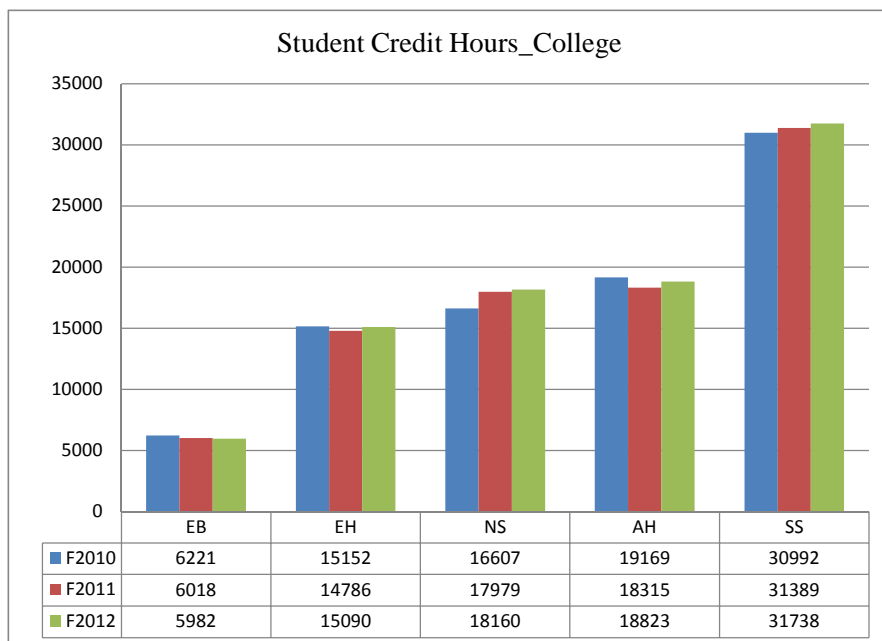


School	F2010	F2011	F2012
EB	80	74	73
EH	249	256	265
NS	283	314	305
AH	413	381	421
SS	502	489	495
Total	1527	1514	1559



Student Credit Hours_College

School	F2010	F2011	F2012
EB	6221	6018	5982
EH	15152	14786	15090
NS	16607	17979	18160
AH	19169	18315	18823
SS	30992	31389	31738
Total	88140	88487	89794



FTE_College

School	F2010	F2011	F2012
EB	415	401	399
EH	1024	1001	1026
NS	1108	1200	1214
AH	1278	1221	1255
SS	2073	2099	2123
Total	5898	5923	6016

